

Firm Capabilities

Since our founding Congress Asset Management has maintained a respected reputation in the investment management community. We specialize in diversified portfolios for institutions and high net worth individuals, encompassing both equity and fixed income securities.

We maintain a total commitment to our clients and dedication to successful investment management on their behalf.

At a glance as of 6/30/2020

- Privately owned (LLP), Boston-based investment management company founded in 1985
- \$13.2 billion in AUM
- Investment management is our only focus
- Over 25 years of experience supporting financial advisors, investment consultants, and their clients
- 58 employees spanning investment management, sales, service, operations, and compliance
- 14 Portfolio Managers | 8 Research Analysts
- Firm wide commitment to integrity, performance, and client service
- Separately Managed Accounts, Mutual Funds, Wrap, UMA, Sub-Advisory

Investment Team Highlights

26

Average years of investment experience for our Portfolio Managers

19

Average years of tenure for our Portfolio Managers at Congress Asset Management

23

CFA Charterholders across the Congress organization

For Presentation to Morgan Stanley Wealth Management Clients

This presentation is to report on the investment strategies as reported by Congress Asset Management and is for illustrative purposes only. The information contained herein is obtained from multiple sources and believed to be reliable. Information has not been verified by Morgan Stanley Wealth Management and may differ from documents created by Morgan Stanley Wealth Management. You can obtain a copy of the Morgan Stanley Wealth Management Profile from your Financial Advisor. For additional information on other programs, please speak to your Financial Advisor.

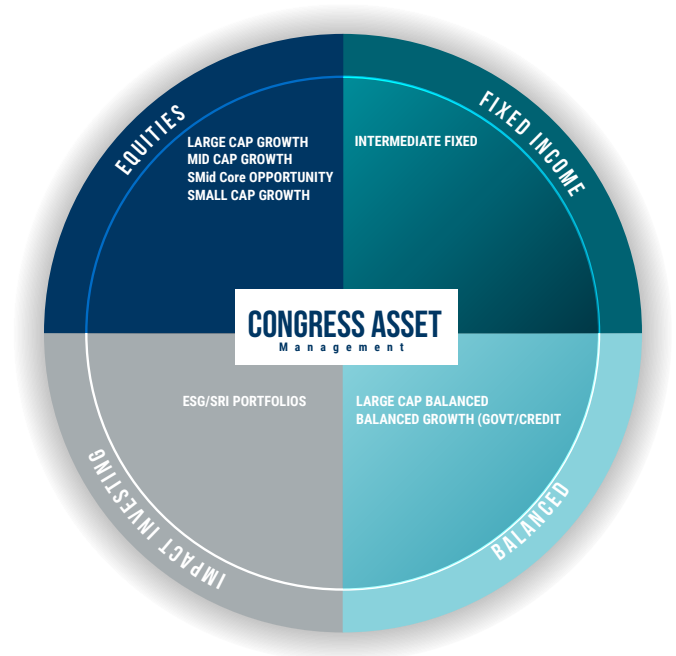
All information is as of 6/30/2020 unless otherwise noted



CONGRESS ASSET MANAGEMENT COMPANY

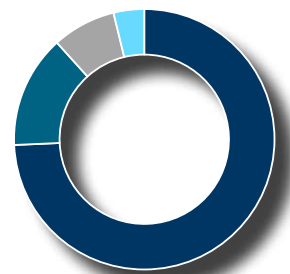
Second Quarter 2020

Investment Strategies



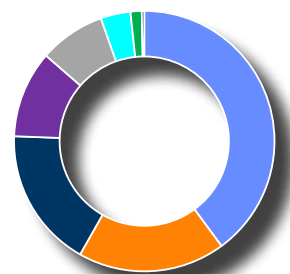
% of Assets by Asset Class as of 6/30/2020

73.7	Equity
12.6	Fixed Income
10.6	Balanced
3.1	Private Equity



% of Assets by Client Type as of 6/30/2020

44.3	Sub-Advisory
18.3	Individual
16.2	Corporate
9.5	Union
7.0	Endowment/Foundation
3.0	Public
1.4	Religious
0.3	Insurance



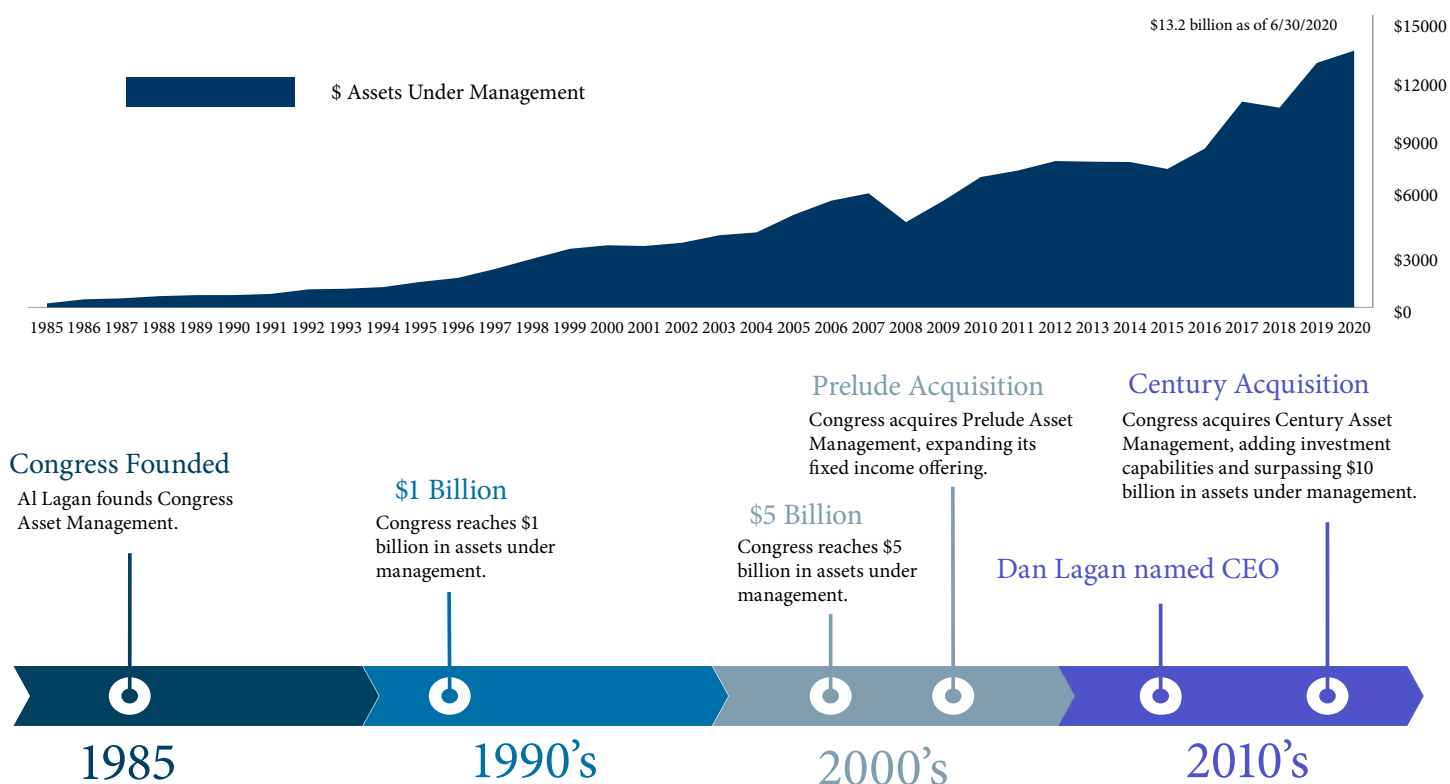
Disciplined

Active Management

Intellectual Resources

- We believe that long term superior stock performance is generated by companies consistently growing earnings and cash flow
- We seek to generate the majority of our outperformance from stock selection by constructing a high conviction portfolio with lower realized volatility over time
- Our firm's experience, extensive research efforts, and in-depth understanding of a company's earnings profile provide us with a competitive edge
- The combination of quantitative tools with our internal fundamental bottom-up research give us an analytical advantage in identifying growth stocks with a proper valuation

Congress Asset Management Timeline



Strategy Launches by Decade

1980's

Large Cap Growth
Balanced
Intermediate Fixed Income

1990's

Short Term Fixed Income
Mid Cap Growth
Private Equity
Socially Responsible Investing

2000's

Core Fixed Income
Multi-Cap Growth
Multi-Cap Balanced
Intermediate Credit
SMid Core Opportunity

2010's

Dividend Growth
Small Cap Value
Small Cap Growth
SMid Growth

ADDITIONAL DISCLOSURES: This material is presented solely for informational purposes and nothing herein constitutes investment, legal, accounting or tax advice, or a recommendation or solicitation to buy, sell or hold a security. No recommendation or advice is being given as to whether any investment or strategy is suitable for a particular investor. Investments in hedge funds and private equity are speculative and involve a higher degree of risk than more traditional investments. Investments in hedge funds and private equity are intended for sophisticated investors only. Investing entails risks, including possible loss of principal. Assets under management include unified managed account assets (UMA). All data is as of 6/30/2020 unless otherwise noted.