

FIRM CAPABILITIES

Since our founding Congress Asset Management has maintained a respected reputation in the investment management community. We specialize in diversified portfolios for institutions and high-net-worth individuals, encompassing both equity and fixed income securities.

We maintain a total commitment to our clients and dedication to successful investment management on their behalf.

At a glance as of 9/30/2022

- Privately owned (LLP), Boston-based investment management company founded in 1985
- \$15.8 billion in AUM
- Investment management is our only focus
- Over 35 years of experience supporting financial advisors, investment consultants, and their clients
- 60+ employees spanning investment management, sales, service, operations, and compliance
- 16 Portfolio Managers | 9 Research Analysts
- Firm-wide commitment to integrity, performance, and client service
- Separately Managed Accounts, Mutual Funds, Wrap, UMA, Sub-Advisory

Investment Team Highlights

26

Average years of investment experience for our Portfolio Managers

20

Average years of tenure for our Portfolio Managers at Congress Asset Management

26

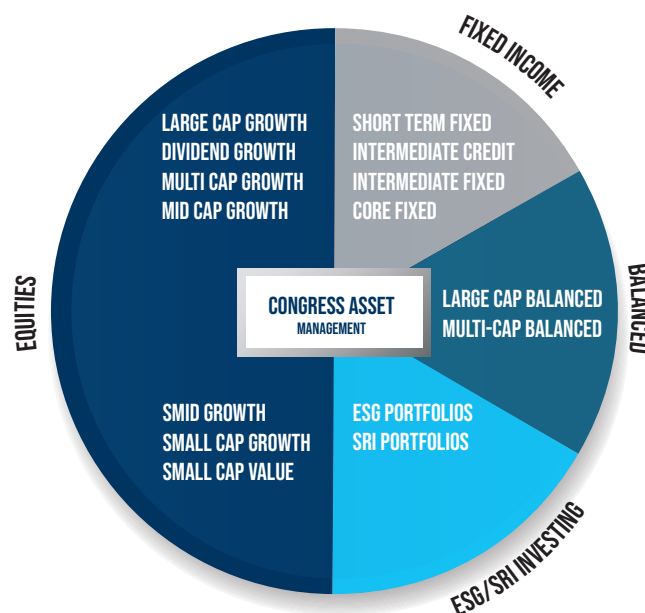
CFA Charterholders across the Congress organization



CONGRESS ASSET MANAGEMENT COMPANY

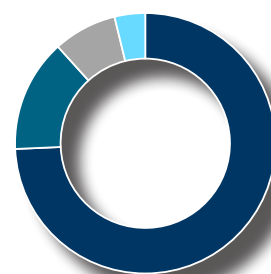
Third Quarter 2022

Investment Strategies



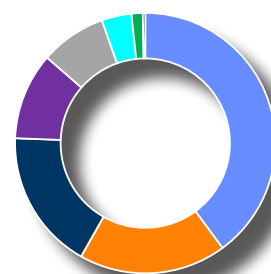
% of Assets by Asset Class as of 9/30/2022

76.5%	Equity
8.8%	Fixed Income
12.1%	Balanced
2.6%	Private Equity



% of Assets by Client Type as of 9/30/2022

48.3	Sub-Advisory
18.7	Individual
16.3	Corporate
7.0	Union
5.3	Endowment/Foundation
3.2	Public
0.9	Religious
0.2	Insurance



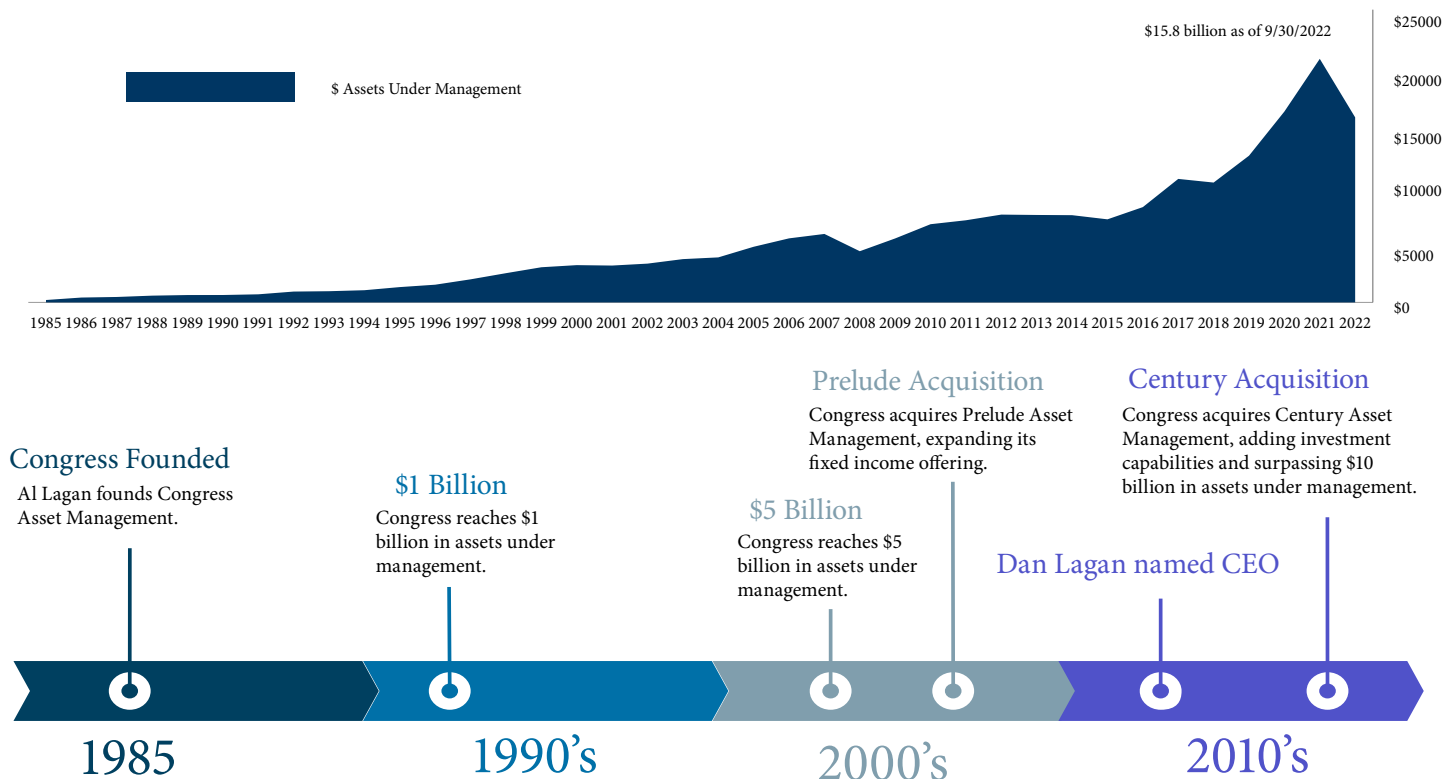
Disciplined

Active Management

Intellectual Resources

- We believe that long term superior stock performance is generated by companies consistently growing earnings and cash flow
- We seek to generate the majority of our outperformance from stock selection by constructing a high conviction portfolio with lower realized volatility over time
- Our firm's experience, extensive research efforts, and in-depth understanding of a company's earnings profile provide us with a competitive edge
- The combination of quantitative tools with our internal fundamental bottom-up research give us an analytical advantage in identifying growth stocks with a proper valuation

Congress Asset Management Timeline



Strategy Launches by Decade

1980's	1990's	2000's	2010's
Large Cap Growth Balanced Intermediate Fixed Income	Short Term Fixed Income Mid Cap Growth Private Equity Socially Responsible Investing	Core Fixed Income Multi-Cap Growth Multi-Cap Balanced Intermediate Credit	Dividend Growth Small Cap Value Small Cap Growth SMid Growth Dynamic Tax Strategies

ADDITIONAL DISCLOSURES: This material is presented solely for informational purposes and nothing herein constitutes investment, legal, accounting or tax advice, or a recommendation or solicitation to buy, sell or hold a security. No recommendation or advice is being given as to whether any investment or strategy is suitable for a particular investor. Investments in hedge funds and private equity are speculative and involve a higher degree of risk than more traditional investments. Investments in hedge funds and private equity are intended for sophisticated investors only. Investing entails risks, including possible loss of principal. Assets under management include unified managed account assets (UMA). All data is as of 9/30/2022 unless otherwise noted.